

16400 W. Lincoln Avenue
New Berlin, Wisconsin 53151 USA
Phone: (262) 754-1100
FAX: (262) 784-0682
Email: sales@wells-toolrite.com
Web: <https://www.toolrite.com/wells>

Wells Zig Zag Machine

UNMATCHED SPEED, RELIABILITY AND FLEXIBILITY.

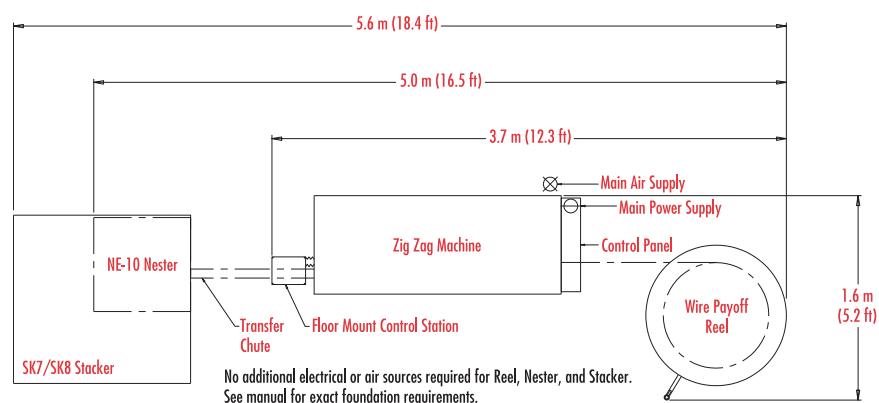
The Wells Model SW200 Zig Zag Sinuous Wire Forming Machine offers unparalleled speed and flexibility. Model SW200 utilizes unique oscillating forming with only two wearing pins to provide ease of service and simplicity. (See Fig. 1 on back side.)

The machine must be ordered with the Synchronized SW150 Payoff Reel. Options include the SK7 and SK8 Stacker for straight and arced products, the NE10 and NE11 Nester for curved products, and the RA12 Roll Accumulator for up to 30m (100 ft.) lengths of product.



WELLS ZIG ZAG MACHINE SPECIFICATIONS—MODEL SW200

Speed	Depends upon format and wire gauge (see table). Continuous production at variable speeds through the use of inverter drives for both the main motor and the synchronized wire reel. (Maximum speed depends on quality of wire and conditions.)
Wire	Both furniture and automotive grades; diameters: 2.3 mm to 4.3 mm (.092" to .170")
Arc Diameters	See Arc Diameters Table.
Reel Capacity	3000 lbs maximum
Sound Enclosure	To CE Standard. Access panels to all serviceable areas of machine.
Power	Electrical specifications to customer's requirements. Machine power consumption is approximately 7.5 kw maximum; 9.6 kw maximum including payoff reel.
Dies	Variety of Die Styles already available. Wells will design new dies to suit company's needs. (See Fig. 2)
Air	0.007 cubic meters/min. at 6.2 bar (.24 cubic feet per minute at 90 psi)
Weight	Machine: 1212 kg (2,672 lbs); Crated Machine: 1454 kg (3,207 lbs) Reel: 396 kg (873 lbs); Crated Reel: 445 kg (981 lbs)
Shipping Dimensions	Machine: 292cm x 130cm x 234cm (115" x 51" x 92") Reel: 122cm x 122cm x 94cm (48" x 48" x 37")



WELLS COMPANY
A DIVISION OF TOOLRITE MFG. CO., INC.

S-M-S
SCHREINER
machine service

CE

AIM

ISPA

ARC DIAMETERS


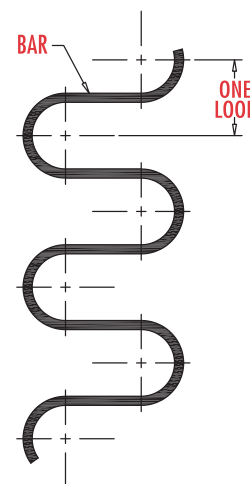
PRODUCT FORMAT	ARC DIAMETER
ZZ (Regular Loop) 48 mm wide, 19 mm pitch 1.88 in. wide, .75 in. pitch	203 mm diameter 8.00 in. diameter
XL (Medium Loop) 51 mm wide, 30 mm pitch 2.00 in. wide, 1.18 in. pitch	235 mm diameter 9.25 in. diameter
SL (Large Loop) 76 mm wide, 51 mm pitch 3.00 in. wide, 2.00 in. pitch	381 mm diameter 15.00 in. diameter

MAXIMUM ALLOWABLE SPEED

WIRE GAUGE	LOOPS/MINUTE		
	ZZ	XL	SL
4.11 mm; 8 (.162 in.)	1080	750	490
3.77 mm; 9 (.115 in.)	1080	750	490
3.43 mm; 10 (.135 in.)	1200	800	650
3.06 mm; 11 (.120 in.)	1200	800	650
2.68 mm; 12 (.105 in.)	1200	800	650

Note: Speeds are for reference purposes only; No guaranteed speed implied.


LOOP AND BAR DEFINITIONS




High Capacity Wire Forming Unit




User-Friendly
Operator Control
Station



Air Clutch
Minimizes
Tooling Breakage



Unique oscillating forming utilizes two pins for ease of service and simplicity.



The Wells SW200 versatility allows it to produce all zig zag formats and arcs. Wells offers dies to form many standard and specialized end treatments.